


Delve into beginner tips and tricks in creating your own infinite resource from your backyard growing spaces! You'll need 2 things to begin...

1. a container for seeds: Use kraft paper bags or one of those canvas tote bags you've been hoarding to collect seeds safely. (Use plastics bags with caution as to avoid over-sweating seeds & if you're caught in the moment using your pockets never hurt!)
2. and your hands! A.k.a. da original pickers!

(Optionally for hard to reach places use a grabber or walking stick to shake/grab seeds off high places as a handy tool!)

Don't forget to...
Cover up! There are many things out in nature that will prick and poke you, be proactive and cover your skin.




There are some places you can't collect from & will be penalized for taking pieces of "their" property. Always ask the land steward for permission in privately owned spaces!

Start your seedling journey today!

HOW 2 SEED: TREES SHRUBS, N' VINES

flip inside out for flowers n' grasses



Buckthorn | Paw Paw | Morning Glory | Elderberry

Somos Los Urbs In Horto
@wearethecityinagarden

2025

Dedicated to chicagos urban green-scape and its growing environmental movement! Created to educate when and how to collect seeds native to chicago and removing invasive plants before they seed.

Join us @wearethecityinagarden and find more resources on our website like our Community Connection Map where you can find more nature based organizing groups in your neighborhood!

flip inside out for flowers n' grasses



Timing is key!

Often times seeds will fall when dried enough in different forms...



Morning Glory

harvest these seeds before the first frost when the pods begin to open.



Elderberry

remove seeds from ripe berries in late summer/fall.



Common Paw Paw

remove seeds from the fruit in sept./oct.



European Buckthorn



A known invasive - remove before it seeds in late summer/early fall

Seed Banking

Don't forget to research the species you want/hope for, catalog its seeding season, storing preferences, and its growth once planted!

Don't forget to collect conservatively to share with other critters (like you!) who are also in search of these seeds to consume.

For seeds that don't fall - cutting stems will also produce the same outcome! And for those that you may have collected early - dry them till their darker and harder!



HOW 2 SEED: FLOWERS N' GRASSES

flip inside out, for trees, shrubs & vines



Coneflowers | Bluestem | Chicory | Bergamot

Somos Los Urbs In Horto
@wearethecityinagarden

2025

Dedicated to chicagos urban
green-scape and its growing
environmental movement!
Created to educate when and
how to collect seeds native to
chicago and removing invasive
plants before they seed.

Join us @wearethecityinagarden
and find more resources on our
website like our Community
Connection Map
where you can find more nature
based organizing groups in
your neighborhood!

flip inside out
for trees, shrubs and vines




Start your seedling journal today!

Delve into beginner tips and tricks
in creating your own infinite
resource from your backyard growing
spaces! You'll need 2 things to
begin.....

1. a container for seeds: Use kraft
paper bags or one of those
canvas tote bags you've been
hoarding to collect seeds
safely.
(Use plastics bags with caution
as to avoid over-sweating seeds
& if you're caught in the moment
using your pockets never hurt!)

2. and your hands! A.k.a. da

original pickers!
(Optionally for hard to reach
places use a grabber or walking
stick to shake/grab seeds off
high places as a handy tool!)



Don't forget to....
Cover up! There are
many things out in
nature that will
prick and poke you,
be proactive and
cover your skin.
There are some
places you can't
collect from and
will be penalized
for taking pieces
of
"their"
property. Always
ask the land
steward
for permission
in
privately
owned
spaces.

Timing is Key!

Research when your desired plant is done blooming, as soon after it
will begin to dry this is when the plants seeds will be ready to
harvest. You can tell the drying process visually - from its shift in
color from green to brown & to its physical texture turning hard.
In chicago this process usually occurs in late summer and early fall!

Seed Banking

Dont forget to research the species you want/hope for ,
catalog its seeding season, storing preferences, and its
growth once planted!

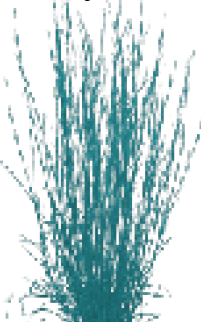
Common Chickory

Seeds will ripen
once the plant is
brown and dried in
early fall.



Little Bluestem

Ripe seeds
will change
color to
brown in
early fall!



Coneflowers

coneflower seeds
should be firm
once mature in
early fall.



Wild Bergamot

seeds ripen in
2-3 weeks,
hevely monitor
to see when
seeds begin to
fall.



Tip: Pick a dry day to do
your collection - as to
avoid storing wet seeds
that can mold.

Cutting stems will also
produce the same
outcome! And for those
that you may have
collected early - dry
them till their darker
and harder!

